



PENDANT & SUSPENSIONS
LUMINAIRES



advanced systems

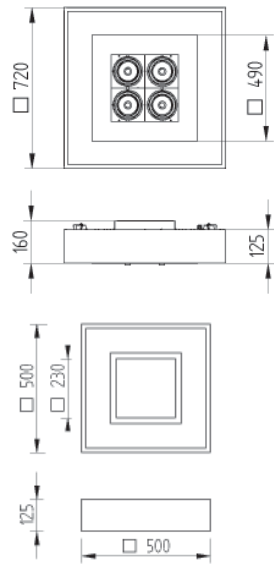


QUADINI
TECHNICAL SPECIFICATION DATA

QUADINI SERIES

circular fluorescent - dimmable

IP20



Product Purpose & Meaning

- Quadini as a dropped pendant is available in 2 sizes and is characterized by an illuminated square perimeter with blanking plate, open or spotlight centred options.
- As the name suggests "Quadini" is derived from its 4 sided square form.

Product Summary

- Square Ring pendant series [or surface mounted] with highly uniform light source for ambient lighting.
- Two sizes 500 & 720mm.
- Three options - without middle, with blanking plate or with centred spotlights [in LED or CDM-T].
- Fixing on fine-wire suspension.

Applications

- Ambient downlighting / large area lighting.
- Reinforces linear architectural spaces.

Performance

Lamp Type	24W / 55W TC-L 2G11
Lamp Qty	4 [one for each side of the square]
Lamp Source	manufacturers data - Philips, GE, Osram
Lumen Output	refer to mfrs data
Lamp CRI	> 80
Lamp Life	typically 16000 hrs
Optic Beam	see Polar Curve
Lamp Colours	typically 3000, 4000, 5400K
Working T°C	- 30°C / +85°C

Electrical Data

Voltage	230Vac
Load Watts	4 x 24W / 4 x 55W
Cable Terminal	Yes
Remote Gear	attached via wiring loom
Dimming	DALI, DSI or 1-10V

Description

A decorative pendant or surface tile fitting with outer square-opal ring for large general ambient lighting. Uses fluorescent lamps down each side. The inner section is optionally WM - Without Middle [ie. hollow open] or with BP - Blanking Plate or with CS - Cental Spotlights. Single spot in the 500mm small module and square 4-spot array in the larger 720mm module. The spot downlight array - is as standard in tilt adjustable LED's or optional metal halide CDM-T. Ideal for energy efficiency spaces with modern looks and optional spot impact lighting.

Construction & Finishes

Body and housing in Aluminium & Steel.
Diffuser in opal.
Finished in Aluminium RAL 9006, White. or Black.
Any RAL on request.

Main Features

- Maximum uniformity to low ratio depth profile.
- Two sizes and lamp outputs

Mounting

- Rear mounts for fine-wire suspensions to 1.0metre [as standard]
- Integral Gear
- 3 Core Connectors Live & Neutral power feeds - with functional Earth.

Connection Diagram A

- Connection is for standard mains 230V.
- See Connection Diagram A - Page 324.

- T5** Lamp Type Technology
- 220W** Wattage - Unit max dimmable
- 230V** Voltage ac - alternating current only
- Gear** Wiring Loom Remote attached
- 87** Lumens / Watt value - based on 55W at 4200lms
- 1B** CRI - Group Index value - 80 - 90%
- IP20** IP Rating Standard Interior Only
- Insulation Class** - Functional Earth Required
- 10Kg** Product Weight Kilograms/unit
- ENEC** compliance
- CE** mark
- F - mark** fire safe rating
- Environmental Technology**

LED option

features Large Sizes to 500 - 720mmsq



Product Order Codes

500mm Square

Without Middle

QUA.5WM	500 / 125mm depth	4 x 24W - 7200lms	Without Middle	Beam 115°
----------------	-------------------	-------------------	----------------	-----------

With Blanking Plate - Black or Aluminium 9006

QUA.5BP.B	500 / 125mm depth	4 x 24W - 7200lms	Black Plate	Beam 115°
QUA.5BP.A	500 / 125mm depth	4 x 24W - 7200lms	Alu 9006 Plate	Beam 115°

With Centre Spotlight

QUA.5CS.L	500 / 125mm depth	4 x 24W - 7200lms	With 1 x LED Spot	Beam 115°plus
QUA.5CS.C	500 / 125mm depth	4 x 24W - 7200lms	With 1 x CDM Spot	Beam 115°plus

720mm Square

Without Middle

QUA.7WM	720 / 155mm depth	4 x 55W - 19200lms	Without Middle	Beam 115°
----------------	-------------------	--------------------	----------------	-----------

With Blanking Plate - Black or Aluminium 9006

QUA.7BP.B	720 / 155mm depth	4 x 55W - 19200lms	Black Plate	Beam 115°
QUA.7BP.A	720 / 155mm depth	4 x 55W - 19200lms	Alu 9006 Plate	Beam 115°

With Centre Spotlights

QUA.7CS.L	720 / 160mm depth	4 x 55W - 19200lms	With 4 x LED Spots	Beam 115°plus
QUA.7CS.C	500 / 125mm depth	4 x 55W - 19200lms	With 4 x CDM Spot	Beam 115°plus


POST-FIX CODES

- For codes with
- DIMMING** - HF gear defaults for HFR dimming by DALI ,DSI or 1-10V please add post-fix "-DALI", "-DSI" or "-1-10V" respectively. For more cost effective Compensated gear add post fix - "COMP".
 - SPOTS** - Default LED is Fortimo SLM series 32W - 3000K Warm White 34° beam [2000lm]
 - Default LED is Fortimo SLM series 32W - 3000K Warm White 34° beam [2000lm]
 - for Metal Halide add post-fix "- 35°" or "-70°" for wattage 35W and 70W CDM-T respectively.
 - CDM-T beam is 34° default add postfix "-24°" or "44°".

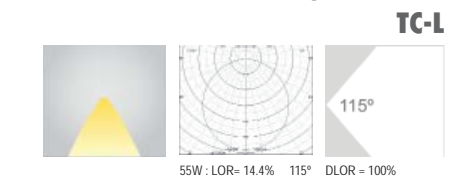
important note: beam angles and lumen outputs are approximate and guide only please refer to full photometric data, lamp manufacturers data or consult our technical dept.

QUADINI SERIES

compact fluorescent - dimmable



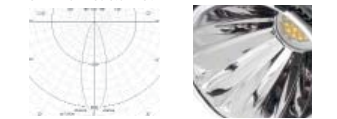
Main Light Source



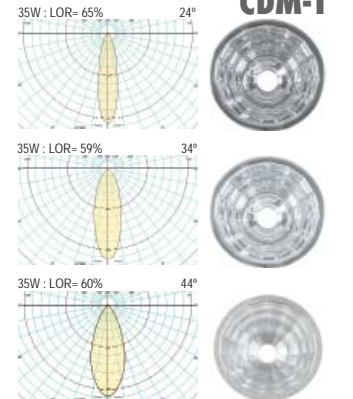
Spotlights



LED



CDM-T



QUADINI SERIES

compact fluorescent - dimmable



PENDANT SUSPENSION LUMINAIRES

product pages start page 73

retail & leisure

PENDANT AMBIENT - T5

T5 - 2x24W+ Page 75



CAMEO SQUARE

T5 - 2+2x54/39W Page 75



CAMEO

T5 - 2+2x54/39W Page 74



SEGMENTO

Page 77



HOTEL LOBBY RECEPTION

PENDANT SUSPENSION

T5 - 2x80W Page 83



CLASSIC frame - prismatic

T5 - 6x54W Page 83



CLASSICA frame - opal

T5 - 4x54W Page 79



ELEGANTA frame - indirect

T5 - 4x54W Page 79



ELEGANTA frame - direct

TC-L - 4x55W Page 87



QUADINI

Page 85



CONFERENCE HALLS

Page 81



COMMERCIAL OFFICES

Page 88



CORRIDORS

PENDANT SUSPENSION LUMINAIRES

retail & leisure

product pages start page 73

CONTEMPORARY

Page 91



XPEDIA

T5 - 3x24W

Page 91



ATRIA

Page 90



STAIRWELLS

LINEAR

Page 67



XICATA - ROTATOR 2

T5 - 2x54W

Page 103 LED - 20W/m



AMBIENTALE

Page 93 LED / CDM-T



VELA PUNTI

Page 95



RETAIL SHOWROOMS

SPOTS

Page 96 LED / CDM-T



PUNTO VENDI series

Page 97 LED / CDM-T



PUNTO VENDI series

Page 97 LED / CDM-T



PUNTO VENDI series

Page 99 LED / CDM-T



SALUTO

Page 101 LED / CDM-T




ORBITO 5

Page 87 T5 - 4x24W




QUADINI - SPOTS

Page 96



RETAIL MERCHANDISE

Page 72



RECEPTION AREAS

Page 89



SHOPPING MALLS