



OFFICE MODULES & SUSPENDED  
LUMINAIRES

advanced systems



**LATLUCE**  
TECHNICAL SPECIFICATION DATA

Strategic Lighting Group | Strategic Lighting (Europe) Limited | Narrow Lane End Works, 64 Worple Road, Epsom, Surrey KT18 7AG | England UK  
Tel. +44 (0)845 241 4631 | Fax. +44 (0)845 241 4632 | Email. info@strategiclighting.com | www.strategiclighting.com



# LATLUCE LED

LED - monochromatic circuit dimmable



LED Colour Consistency :  
1 MacAdam Ellipse - 100K

IP20

-  Energy Saving Technology
-  Green Energy Technology
-  Lamp Type Technology
-  Wattage - Unit  
32 x 3W dimmable
-  Voltage  
ac - alternating current only
-  Integral HF Ballast
-  Lumens / Watt  
value - based on 3W - 6500K inc losses
-  CRI - Group Index  
value - >80%
-  IP Rating  
Standard Interior Only
-  Insulation Class  
- Functional Earth Required
-  Product Weight  
Kilograms/unit
-  ENEC compliance
-  CE mark
-  F - mark  
fire safe rating
-  Environmental Technology

### Product Purpose & Meaning

- The Latluce [Lat-Lou-Chee] suspension uses side lateral mounted LED's in a central core with a technical linear screen-printed sheet for soft even diffusion. Irregular spaced screen print engineering provides optimum reflectivity for even illumination.
- The name "Latluce" means "lateral lighting" synonymous with the fittings laterally mounted indirect LED's..

### Product Summary

- Direct/indirect suspended or direct surface luminaire with with screen-printed diffuser with soft uniform light. [using Screen-Luxor™ technology for c.50% more uniform light ].
- Leading high output 3W PowerLED array.
- Ultra-slimline 22mm [40mm] profile height.
- Matching complementing wall unit.
- Dimmable with all signal protocols.
- Remote emergency versions - 3 hour maintained.

### Applications

- Latluce is not intended for main high illuminance offices - only for those where even soft and low light levels are appreciated and boosted by wall and task lighting.
- Ideal for ancillary office areas, meeting rooms and cellular office deskings.
- Hospitals, medical centres, hotel lobbies & institutions.
- Schools, libraries, conference suites.
- Ideal for showrooms and retail.

### Performance

Lamp Type	3W PowerLED - Philips Lumiled
Lamp Qty	16 or 32 LED array
Lamp Source	Philips Lumiled
Lumen Output	55lm/w
Lamp CRI	> 80 [6000K]
Life	typically 50,000hrs
Optic Beams	Refer to Polar Curve and Photometric files.

### Electrical Data

Voltage	230Vac mains
Load Watts	Variable
Cable Terminal	Yes
Gear	Driver integrated in Ceiling Support can be remote to 30 metres.
Configuration	Mains Power
Dimming	Yes
Data Protocol(s)	DALI, DSI digital or 0-10V analogue

### Description

An ultra-slim 22mm architectural stylised suspended direct/indirect luminaire with special Screen-Luxor™ technology diffuser. Soft uniform light utilising the latest high output 3W PowerLED's from Philips Lumiled for added confidence and extra durability. Also available in a direct ceiling surface module and matching wall units as standard. Made for modern fine-wire suspension and minimalistic interior design aesthetics. Ideal for 21st Century buildings, contemporary schools & offices. Hospital version in IP54 on special request.

### Construction & Finishes

Anodised aluminium body with reflector in sheet pressed aluminium or with acrylic techno-prismatic diffuser. Standard finish in all anodised aluminium or alternative in painted RAL9006 aluminium with reflector contrasted in white RAL9003. Custom options on request.

### Main Features

- LED lifetime 50,000hrs.
- Screen-printed techno-prismatic [in PC to Tpa >850°C.
- Designer 'ultra-slime line 22mm aesthetic.
- Discreet fine-wire suspension.

### Mounting

- Fine-wire suspension kit to 0.8 metres c/w tool-free easy adjustability tension system. c/w ceiling power outlet.
- or surface ceiling/ wall version screw fixed back-plate.
- Integral gear
- 3 Core Connectors Live & Neutral power feeds - with functional Earth.

### Connection Diagram A

- Connection is for standard main voltage with gear & terminals in the ceiling mount plate.
- See Connection Diagram A - Page 324.

# LED DEDICATION



### Luminaire Codes :

Suspended Fine Wire			
Version suspended in 2 lengths, 603mm [16 LED's] & 1163mm [32 LED's].			
LAT.S16	W 253 x L 603mm	16 x 3W LED - 2650lms	Suspended Fine Wire
LAT.S32	W 253 x L 1163mm	32 x 3W LED - 5300lms	Suspended Fine Wire

Surface Direct Ceiling			
Version surface mounted in 2 lengths, 603mm [16 LED's] & 1163mm [32 LED's].			
LAT.C16	W 253 x L 603mm	16 x 3W LED - 2650lms	Surface Ceiling
LAT.C32	W 253 x L 1163mm	32 x 3W LED - 5300lms	Surface Ceiling

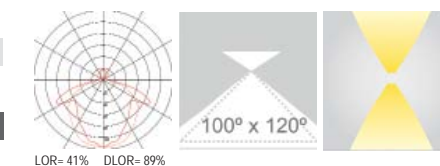
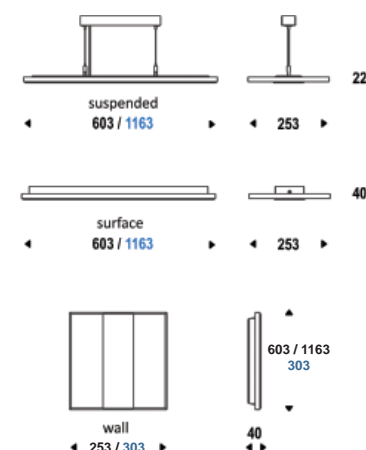
Wall Mounted			
Version wall mounted in 2 lengths, 603mm [16 LED's] & 1163mm [32 LED's].			
LAT.W8	W 303 x L 303mm	8 x 3W LED - 1325lms	Wall Mounted
LAT.W16	W 253 x L 603mm	16 x 3W LED - 2650lms	Wall Mounted
LAT.W32	W 253 x L 1163mm	32 x 3W LED - 5300lms	Wall Mounted

### POST-FIX CODES

For codes with  
DIMMING - For dimming by DALI ,DSI or 1-10V please add post-fix "-DALI", "-DSI" or "-1-10V" respectively.  
EMERGENCY - integrated emergency is not possible - remote gear is possible please add post-fix "-REM3".  
TPa>850°C Diffuser - For use of high thermal diffuser please add post-fix "TPA".  
**important note:** beam angles and lumen outputs are approximate and guide only please refer to full photometric data, lamp manufacturers data or consult our technical dept.

# LATLUCE LED

LED - monochromatic circuit dimmable



Techno-prismatic  
A cleverly engineered rear mounted screen print with irregular spacing provides optimum soft diffusion for even illumination.



# OFFICE MODULES SUSPENDED & SYSTEMS

product pages start page 27

office - retail - leisure

# OFFICE MODULES SUSPENDED & SYSTEMS

office - retail - leisure

product pages start page 27

6

7

### RECESSED MODULES

T5 - 2x54W Page 28  
1200x300



techno-micro-prismatics



OFFICIO series



OFFICIO series



OFFICIO series

Page 30



RETAIL STORE



PERSCARA RX



GIOTTO XS series



GIOTTO XS series



GIOTTO XS series

### SUSPENDED SYSTEM

SYSTEM Page 57



XICATA 48 series - T5

SYSTEM Page 57/61




XICATA 48 - T5 & SPOTS

SYSTEM Page 61



XICATA 48 series - SPOTS

SYSTEM Page 65



XICATA 48 - SINGLE T5

SYSTEM Page 67



XICATA 48- ROTATOR 1

SYSTEM Page 71



XICATA 48 - WALL UNITS

SYSTEM Page 69



XICATA 48 - VIENNA

SYSTEM Page 69



XICATA 48 - TUBE

SYSTEM Page 69




XICATA 48 - LED SPOTS

SYSTEM Page 67



XICATA 48 - ROTATOR 2




HAIR SALONS



LIBRARY'S




CAR DEALERSHIPS



RETAIL



SCHOOLS



RECEPTIONS

### SUSPENDED LUMINAIRES

Page 36 30x3W - LED



MONZA

Page 38 3x54W - T5



VERONA

Page 40 3x80W - T5



AILERON

Page 42 LED - 32x3W



CHIARO

Page 44 LED - 32x3W



LATLUCE

Page 46 2x54W - T5



MILANO series

Page 46 2x54W - T5




MILANO series

Page 48 2x24W - T5



VIENNA

Page 35 LED - 72W



PERSCARA XS

Page 103 LED - 20W/m



AMBIENTALE

Page 26



OFFICE'S

Page 46



OFFICE'S

Page 39



OFFICE'S

### SURFACE

Page 48 2x80W - T5



VIENNA

Page 48



OFFICE'S

### RECESSED SYSTEM

Page 50 SYSTEM



XICATA 77 RECESSED

Page 51 SYSTEM



XICATA 77 RECESSED

Page 54



OFFICE'S

### OFFICE WALL LUMINAIRES

Page 228 2x55W TC-1




ASYAERO

Page 229 1x55W TC-1



KEELIO



DEALER ROOMS