



OFFICE MODULES & SUSPENDED
LUMINAIRES



advanced systems



GIOTTO XS
TECHNICAL SPECIFICATION DATA

GIOTTO XS

fluorescent -dimmable

IP20



32

- Energy Saving Technology
- Green Energy Technology
- T5 Lamp Type Technology
- 48W Wattage - Unit 2 x 24W dimmable + spotlights
- 230V Voltage ac - alternating current only
- Gear Integral HF Ballast
- 72 Lumens / Watt value - based on 24W at 1750lms
- 1A CRI - Group Index value - 80 - 90%
- IP20 IP Rating Standard Interior Only
- Insulation Class - Functional Earth Required
- 9Kg Product Weight Kilograms/unit - excluding spots
- ENEC compliance
- CE mark
- F - mark fire safe rating
- Environmental Technology

Product Purpose & Meaning

- The Giotto XS products provides clean lines with the use of optional discreet built in spotlights. This minimises lighting points, reduces install costs, enables wall perimeter lighting, as well as lighting of notice boards, artwork & friezes.
- The name "Giotto XS" [Jott-o] is a tribute to the Italian artist and architect who appreciated the power of light for his "art".

Product Summary

- Flush recessed office direct module with outstanding microprismatic diffuser [using Fluxidrive™ technology] with optional integrated spotlights.
- Optical controller also available in a louvre version.
- Optional adjustable tilting spot /downlights in LED or CDM-T.
- Improved glare control and high output lighting.
- Dimmable

Applications

- Main office lighting, dealer desks, control and operational rooms, wall washing or highlight spotlights.
- School classrooms, friezes and artwork displays.
- Ideal for showrooms and retail.
- Display & exhibitions.

Main Unit Performance

Lamp Type	T5 G5
Lamp Qty	1 or 2
Lamp Source	Philips, Osram or GE.
Lumen Output	refer to manufacturers data
Lamp CRI	> 90
Life	typically 20,000 25,000hrs
Optic Beams	90° [half peak]

Optional Spotlight Performance

LED Option	LED: 19W/20W Philips Fortimo SLM Series
Lamp Type	LED : 1,500lms
Lumen Output	LED > 80
Lamp CRI	LED : 50,000hrs
LED Life	Medium 32° (Half Peak Brightness)
Optic Beams	Monochromatic Whites
LED Colours	- 30°C / +85°C
Working T°C	

Metal Halide Option

Lamp Type	Metal Halide : 20W or 35W / 70W CDM-T
Lumen Output	Metal Halide : 35W - 3,300lms 70W - 6,600lms
Lamp CRI	Metal Halide 84
LED Life	Metal Halide : 12,000hrs
Colours	Metal Halide : 3000K / 4200K

Electrical Data

Voltage	230Vac mains
Load Watts	Variable
Cable Terminal	Yes
Gear	Integrated
Configuration	Mains Power
Dimming	T5 in usual / Spotlights in LED Fortimo only
Data Protocol(s)	DALI, 0-10V, DSI [LED in DALI Touch]

Description

A 600 x 600 modular office luminaire for performance direct component lighting of working spaces. Uses flush closed side paneling with advanced technoprismatic fluxidrive™ light controller diffuser at competitive market pricing. Prismatic Fluxidrive™ technology offers smooth light anti-glare control with volumised light appearance and high output ratios. Alternative light controller in cross-blade cell louvre. Both versions with optional 50° tilt spotlights - as for GLIMA series shown on page 152-153, utilising high output LED with maximum 1500lm high quality superior commercial grade Philips "Fortimo SLM" series LED for ultimate confidence. LED available in optional 3000K-4000K. Full photometrics and calibrated heat sink for reliability. LED designed in medium 34° beam. Alternative LED surface suspended spotlight - "JEWEL" as shown on page 221, as well as metal halide eyeball as for luminaire GLIMA - shown on page 153. Integrated gear on all lamp types. Suitable for lay-in modular T-Bar ceilings in 600x600 plaster board fixings [add post-fix to order code]. Versions for plank and clip-in ceiling tiles on request.

Construction & Finishes

Pressed formed steel & aluminium housing and bezel with LED spotlight units with cast aluminium heat sink. Reflector in high output spun Aluminium. Standard finish in painted white Custom RAL options. Fluxidrive technoprismatic [option in PC to Tpa >850°C]

Main Features

- direct / indirect glare control.
- Fluxidrive technoprismatic [option in PC to Tpa >850°C].
- integrated spotlight options.
- Fluxidrive superior optical controller.

Mounting

- Tensioned Clips for plasterboard type ceilings.
- No remote gear required.
- 3 Core Connectors
- Live & Neutral power feeds - with functional Earth

Connection Diagram A

- Connection is for standard main voltage.
- See Connection Diagram A - Page 324.

GIOTTO XS

fluorescent -dimmable



33

Module Only



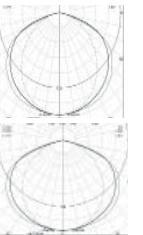
Prismatic

600 x 600 recessed office module only for central techno-prismatic fluxidrive™ diffuser [micro-prismatic].

GIO.M155.TP	600 x 600 module	1 x 55W TC-L 2G11	Output - 4800lms	Techno-Prismatic
GIO.M224.TP	600 x 600 module	2 x 24W T5 G5	Output - 3500lms	Techno-Prismatic
Louvre				
600 x 600 recessed office module only for central cross-blade louvre.				
GIO.M155.LO	600 x 600 module	1 x 55W TC-L 2G11	Output - 4800lms	Cross-Blade Louvre
GIO.M224.LO	600 x 600 module	2 x 24W T5 G5	Output - 3500lms	Cross-Blade Louvre

55W : LOR= 79% 55°x 86°

55W : LOR= 72% 64°x 109°



Mod. + Tilt Spotlights



Prismatic

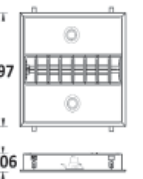
600 x 600 recessed office module with two recessed spot downlights in either 20W LED or 20W CDMT with central techno-prismatic fluxidrive™ diffuser [micro-prismatic].

GIO.TS155.TPL	600 x 600 module	1 x 55W TC-L 2G11	Spots- 2 x 20W LED	Techno-Prismatic
GIO.TS224.TPL	600 x 600 module	2 x 24W T5 G5	Spots- 2 x 20W LED	Techno-Prismatic
GIO.TS155.TPC	600 x 600 module	1 x 55W TC-L 2G11	Spots- 2 x 20W CDM-T	Techno-Prismatic
GIO.TS224.TPC	600 x 600 module	2 x 24W T5 G5	Spots- 2 x 20W CDM-T	Techno-Prismatic

Louvre

600 x 600 recessed office module with two recessed spot downlights in either 20W LED or 20W CDMT with central cross-blade louvre.

GIO.TS155.LOL	600 x 600 module	1 x 55W TC-L 2G11	Spots- 2 x 20W LED	Cross-Blade Louvre
GIO.TS224.LOL	600 x 600 module	2 x 24W T5 G5	Spots- 2 x 20W LED	Cross-Blade Louvre
GIO.TS155.LOC	600 x 600 module	1 x 55W TC-L 2G11	Spots- 2 x 20W CDM-T	Cross-Blade Louvre
GIO.TS224.LOC	600 x 600 module	2 x 24W T5 G5	Spots- 2 x 20W CDM-T	Cross-Blade Louvre



Mod. + EyeBall



Prismatic

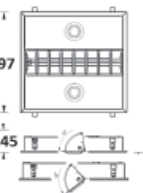
600 x 600 recessed office module with two recessed adjustable drop down tilting downlights in 70W CDMT with central techno-prismatic fluxidrive™ diffuser [micro-prismatic].

GIO.EY155.TP	600 x 600 module	1 x 55W TC-L 2G11	Spots- 2 x 70W CDM-T	Techno-Prismatic
GIO.EY224.TP	600 x 600 module	2 x 24W T5 G5	Spots- 2 x 70W CDM-T	Techno-Prismatic

Louvre

600 x 600 recessed office module with two recessed adjustable drop down tilting downlights in 70W CDMT with central cross-blade louvre

GIO.EY155.LO	600 x 600 module	1 x 55W TC-L 2G11	Spots- 2 x 70W CDM-T	Cross-Blade Louvre
GIO.EY224.LO	600 x 600 module	2 x 24W T5 G5	Spots- 2 x 70W CDM-T	Cross-Blade Louvre



Module + Surface Spots



Prismatic

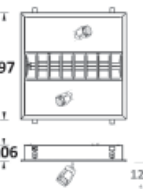
600 x 600 recessed module with two surface adjustable spotlights in 32W LED with central microprismatic fluxidrive™ diffuser.

GIO.SS155.TP	600 x 600 module	1 x 55W TC-L 2G11	Spots- 2 x 20W LED	Techno-Prismatic
GIO.SS224.TP	600 x 600 module	2 x 24W T5 G5	Spots- 2 x 20W LED	Techno-Prismatic

Louvre

600 x 600 recessed module with two surface adjustable spotlights in 32W LED with central cross-blade louvre.

GIO.SS155.LO	600 x 600 module	1 x 55W TC-L 2G11	Spots- 2 x 20W LED	Cross-Blade Louvre
GIO.SS224.LO	600 x 600 module	2 x 24W T5 G5	Spots- 2 x 20W LED	Cross-Blade Louvre



POST-FIX CODES

For codes with
DIMMING - HF gear defaults for HFR dimming by DALI ,DSI or 1-10V please add post-fix "-DALI", "-DSI" or "-1-10V" respectively. For more cost effective Compensated gear add post fix "-COMP".
PLASTER BOARD FIXINGS - For plaster-board fixing add post-fix "-PB".
EMERGENCY - 1 Hour or 3 Hour maintained please add post "-EM1" or "-EM3" respectively.
TPa>850°C Prismatic - For use of high thermal prismatic please add post-fix "TPA".

OFFICE MODULES SUSPENDED & SYSTEMS

product pages start page 27

office - retail - leisure

OFFICE MODULES SUSPENDED & SYSTEMS

office - retail - leisure

product pages start page 27

6

7

RECESSED MODULES


T5 - 2x54W Page 28
1200x300



techno-micro-prismatics



OFFICIO series



OFFICIO series



OFFICIO series

Page 30



RETAIL STORE



PERSCARA RX



GIOTTO XS series



GIOTTO XS series



GIOTTO XS series

SUSPENDED SYSTEM

SYSTEM Page 57



XICATA 48 series - T5

SYSTEM Page 57/61




XICATA 48 - T5 & SPOTS

SYSTEM Page 61



XICATA 48 series - SPOTS

SYSTEM Page 65



XICATA 48 - SINGLE T5

SYSTEM Page 67



XICATA 48- ROTATOR 1

SYSTEM Page 71



XICATA 48 - WALL UNITS

SYSTEM Page 69



XICATA 48 - VIENNA

SYSTEM Page 69



XICATA 48 - TUBE

SYSTEM Page 69




XICATA 48 - LED SPOTS

SYSTEM Page 67



XICATA 48 - ROTATOR 2




HAIR SALONS



LIBRARY'S




CAR DEALERSHIPS



RETAIL



SCHOOLS



RECEPTIONS

SUSPENDED LUMINAIRES

Page 36 30x3W - LED



MONZA

Page 38 3x54W - T5



VERONA

Page 40 3x80W - T5



AILERON

Page 42 LED - 32x3W



CHIARO

Page 44 LED - 32x3W



LATLUCE

Page 46 2x54W - T5



MILANO series

Page 46 2x54W - T5




MILANO series

Page 48 2x24W - T5



VIENNA

Page 35 LED - 72W




PERSCARA XS


Page 103 LED - 20W/m




AMBIENTALE



OFFICE'S



OFFICE'S



OFFICE'S

SURFACE

Page 48 2x80W - T5



VIENNA

Page 48



OFFICE'S

RECESSED SYSTEM

Page 50 SYSTEM



XICATA 77 RECESSED

Page 51 SYSTEM



XICATA 77 RECESSED

Page 54



OFFICE'S

OFFICE WALL LUMINAIRES

Page 228 2x55W TC-1



ASYAERO

Page 229 1x55W TC-1



KEELIO



DEALER ROOMS