

OFFICE MODULES & SUSPENDED  
LUMINAIRES

advanced systems



**CHIARO**  
TECHNICAL SPECIFICATION DATA

Strategic Lighting Group | Strategic Lighting (Europe) Limited | Narrow Lane End Works, 64 Worple Road, Epsom, Surrey KT18 7AG | England UK  
Tel. +44 (0)845 241 4631 | Fax. +44 (0)845 241 4632 | Email. info@strategiclighting.com | www.strategiclighting.com



# CHIARO LED

LED - monochromatic circuit dimmable

LED Colour Consistency :  
1 MacAdam Ellipse - 100K

IP20



42

- Energy Saving Technology
- Green Energy Technology
- LED Lamp Type Technology
- Wattage - Unit  
32 x 3W dimmable
- Voltage  
230V ac - alternating current only
- Integral HF Ballast
- Lumens / Watt value - based on 3W - 6500K inc losses
- CRI - Group Index value - >70%
- IP Rating  
Standard Interior Only
- Insulation Class  
- Functional Earth Required
- Product Weight  
4Kg Kilograms/unit
- ENEC compliance
- CE mark
- F - mark  
fire safe rating
- Environmental Technology

### Product Purpose & Meaning

- The Chiaro [Key-Are-Row] suspension's main feature is that it uses its own matt white canopy as the reflective plane to improve its light utilisation & efficacy. Even more important for LED technology.
- The name "Chiaro" is from the Italian meaning "Clearly". The Chiaro fitting clearly delivers light through design.

### Product Summary

- Indirect office suspended luminaire with 'floating' solid reflector canopy or optional transparent techno-prismatic diffuser enabling upward light component beyond canopy.
- Solid Reflector in contrasting white RAL9003 finish [ with Aluminium 9006 body] or all in natural anodised aluminium.
- Leading high output 3W PowerLED array - 6500K.
- Slimline 90mm profile height.
- Available with smooth or ribbed body profile.
- Matching complementing wall unit.
- Dimmable with all signal protocols.
- Remote emergency versions - 3 hour maintained.

### Applications

- Main & ancillary offices, meeting rooms and cellular office desking.
- Schools, libraries, conference suites.
- Ideal for showrooms and retail.

### Performance

Lamp Type 3W PowerLED - Philips Lumiled  
 Lamp Qty 16 or 32 LED array  
 Lamp Source Philips Lumiled  
 Lumen Output 100lm/w [85lm/w inc. circuit losses]  
 Lamp CRI > 70  
 Life typically 50,000hrs  
 Optic Beams Refer to Polar Curve and Photometric files.

### Electrical Data

Voltage 230Vac mains  
 Load Watts Variable  
 Cable Terminal Yes  
 Gear Driver integrated in Ceiling Support can be remote to 30 metres.  
 Configuration Mains Power  
 Dimming Yes  
 Data Protocol(s) DALI, DSI digital or 0-10V analogue

### Description

A slimline architectural stylised suspended indirect luminaire with its own 'floating' solid or transparent diffuse canopy. Solid version in two finishes or in transparent diffuse techno-prismatic for added upward indirect lighting component beyond the canopy. Utilising the latest high output 3W PowerLED's from Philips Lumiled for added confidence and extra durability. Available in ribbed body or smooth profile with matching wall units as standard. Made for modern fine-wire suspension and minimalistic interior design aesthetics.

### Construction & Finishes

Extruded aluminium body with reflector in sheet pressed aluminium or with techno-prismatic diffuser. Standard finish in all anodised aluminium or alternative in painted RAL9006 aluminium with reflector contrasted in white RAL9003. Custom options on request.

### Main Features

- LED lifetime 50,000hrs.
- Indirect transparent version with Fluxdrive™ techno-prismatic [ option in PC to Tpa >850°C ].
- Designer 'float' reflector aesthetic.
- Discreet fine-wire suspension.

### Mounting

- Fine-wire suspension kit to 0.8 metres c/w tool-free easy adjustability tension system.
- Integral gear
- 3 Core Connectors Live & Neutral power feeds - with functional Earth.

### Connection Diagram A

- Connection is for standard main voltage with gear & terminals in the ceiling mount plate.
- See Connection Diagram A - Page 324.

42

# LED DEDICATION

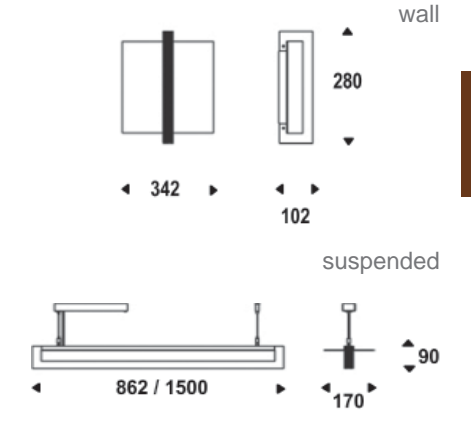
Solid reflector canopy for indirect downlighting.  
Transparent canopy option.



# CHIARO LED

LED - monochromatic circuit dimmable

43



### Suspended Luminaire Codes :



#### Smooth - Profile Body

Version with smooth body profile. Canopy acting as a solid reflector painted White 9003 or matching with body in Aluminium 9006. Version with canopy in clear transmission techno-prismatic material enabling upward dissipated light to the ceiling above.

CHI.S16.TP	W 170 x L 862mm	16 x 3W LED - 2650lms	Techno-prismatic
CHI.S16.WH	W 170 x L 862mm	16 x 3W LED - 2650lms	AL/Wh-RAL9006/9003
CHI.S16.AL	W 170 x L 862mm	16 x 3W LED - 2650lms	All Aluminium 9006
CHI.S32.TP	W 170 x L 1500mm	32 x 3W LED - 5300lms	Techno-prismatic
CHI.S32.WH	W 170 x L 1500mm	32 x 3W LED - 5300lms	AL/Wh-RAL9006/9003
CHI.S32.AL	W 170 x L 1500mm	32 x 3W LED - 5300lms	All Aluminium 9006



#### Ribbed - Profile Body

Version with ribbed body profile. Canopy acting as a solid reflector painted White 9003 or matching with body in Aluminium 9006. Version with canopy in clear transmission techno-prismatic material enabling upward dissipated light to the ceiling above.

CHI.R16.TP	W 170 x L 862mm	16 x 3W LED - 2650lms	Techno-prismatic
CHI.R16.WH	W 170 x L 862mm	16 x 3W LED - 2650lms	AL/Wh-RAL9006/9003
CHI.R16.AL	W 170 x L 862mm	16 x 3W LED - 2650lms	All Aluminium 9006
CHI.R32.TP	W 170 x L 1500mm	32 x 3W LED - 5300lms	Techno-prismatic
CHI.R32.WH	W 170 x L 1500mm	32 x 3W LED - 5300lms	AL/Wh-RAL9006/9003
CHI.R32.AL	W 170 x L 1500mm	32 x 3W LED - 5300lms	All Aluminium 9006

### Wall Luminaire Codes :



#### Smooth - Profile Body

CHI.S8.TP	W 170 x L 862mm	8 x 3W LED - 1325lms	Techno-prismatic
CHI.S8.WH	W 170 x L 862mm	8 x 3W LED - 1325lms	AL/Wh-RAL9006/9003
CHI.S8.AL	W 170 x L 862mm	8 x 3W LED - 1325lms	All Aluminium 9006


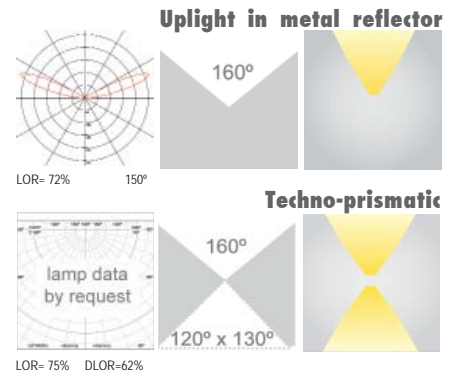


#### Ribbed - Profile Body

CHI.R8.TP	W 170 x L 862mm	8 x 3W LED - 1325lms	Techno-prismatic
CHI.R8.WH	W 170 x L 862mm	8 x 3W LED - 1325lms	AL/Wh-RAL9006/9003
CHI.R8.AL	W 170 x L 862mm	8 x 3W LED - 1325lms	All Aluminium 9006

### POST-FIX CODES

DIMMING - For dimming by DALI, DSI or 1-10V please add post-fix "-DALI", "-DSI" or "-1-10V" respectively.  
 EMERGENCY - integrated emergency is not possible - remote gear is possible please add post-fix "-REm3".  
 TPa>850°C Prismatic - For use of high thermal prismatic please add post-fix "TPA".



Smooth profile body



Ribbed profile body

43

# OFFICE MODULES SUSPENDED & SYSTEMS

product pages start page 27

office - retail - leisure

# OFFICE MODULES SUSPENDED & SYSTEMS

office - retail - leisure

product pages start page 27

6

7

## RECESSED MODULES


T5 - 2x54W Page 28  
1200x300



techno-micro-prismatics



OFFICIO series



OFFICIO series



OFFICIO series

Page 30

LED - 65W Page 34  
600x600



RETAIL STORE



PERSCARA RX

T5 - 2x24W Page 32  
600x600



GIOTTO XS series

T5- 2x24W Page 32  
600x600



GIOTTO XS series

T5 - 2x24W Page 32  
600x600



GIOTTO XS series

## SUSPENDED SYSTEM

SYSTEM Page 57



XICATA 48 series - T5

SYSTEM Page 57/61




XICATA 48 - T5 & SPOTS

SYSTEM Page 61



XICATA 48 series - SPOTS

SYSTEM Page 65



XICATA 48 - SINGLE T5

SYSTEM Page 67



XICATA 48- ROTATOR 1

SYSTEM Page 71



XICATA 48 - WALL UNITS

SYSTEM Page 69



XICATA 48 - VIENNA

SYSTEM Page 69



XICATA 48 - TUBE

SYSTEM Page 69




XICATA 48 - LED SPOTS

SYSTEM Page 67



XICATA 48 - ROTATOR 2




HAIR SALONS



LIBRARY'S




CAR DEALERSHIPS



RETAIL



SCHOOLS



RECEPTIONS

## SUSPENDED LUMINAIRES

Page 36 30x3W - LED



MONZA

Page 38 3x54W - T5



VERONA

Page 40 3x80W - T5



AILERON

Page 42 LED - 32x3W



CHIARO

Page 44 LED - 32x3W



LATLUCE

Page 46 2x54W - T5



MILANO series

Page 46 2x54W - T5



MILANO series

Page 48 2x24W - T5



VIENNA

Page 35 LED - 72W




PERSCARA XS


Page 103 LED - 20W/m




AMBIENTALE



OFFICE'S



OFFICE'S



OFFICE'S

## SURFACE

Page 48 2x80W - T5



VIENNA

Page 48



OFFICE'S

## RECESSED SYSTEM

Page 50 SYSTEM



XICATA 77 RECESSED

Page 51 SYSTEM



XICATA 77 RECESSED

Page 54



OFFICE'S

## OFFICE WALL LUMINAIRES

Page 228 2x55W TC-1




ASYAERO

Page 229 1x55W TC-1



KEELIO



DEALER ROOMS